

# Common Registration Assessment specification and permitted items for sittings in 2026



# Contents

Introduction .....	1
1. General information .....	1
2. Assessment structure .....	1
Text, background colour and zoom options .....	2
Additional reference information .....	2
Test centres .....	4
Equipment .....	4
3. Reasonable adjustments for specific needs .....	4
4. Permitted Items List .....	4

## Introduction

The General Pharmaceutical Council (GPhC) in collaboration with the Pharmaceutical Society Northern Ireland (hereinafter 'the Society'), delivers the Common Registration Assessment (hereinafter 'the assessment') across the UK.

This document describes the assessment specifications.

### 1. General information

- 1.1. The assessment is governed by the ***Common Registration Assessment Regulations for Sittings in 2026***, and trainee pharmacists must comply with these regulations and any other requirements specified in writing by the GPhC.
- 1.2. The assessment is computer-based and only delivered in Surpass-partnered test centres within the UK.
- 1.3. A paper-based assessment is not available.
- 1.4. Dates for assessment sittings are provided on the websites of the GPhC and the Society.

### 2. Assessment structure

- 2.1. In every sitting, there are two parts:
  - 2.1.1. Part 1 contains 40 pharmacy and healthcare calculations with numerical free-entry responses and a 2-hour (120 minute) time allowance.
  - 2.1.2. Part 2 contains 120 multiple-choice questions on the safe and effective pharmacy care of the public with selected responses and a 2.5-hour (150 minute) time allowance. Part 2 contains two sections. Section 1: 90 Single Best Answer (SBA) questions, each with five options, and Section 2: 15 sets of Extended Matching Questions (EMQs), each set consists of two questions with the same eight options.
- 2.2. In the assessment, the order of the questions will be randomised. In Part 2, questions will be randomised within each section, question sets in Section 2 will appear together.
- 2.3. There is a scheduled break after Part 1 before trainee pharmacists begin Part 2.
- 2.4. For Part 1, trainee pharmacists will view each question and enter their numerical answer in the box provided. The required units will be stated both in the question and next to the answer box.
- 2.5. For Part 2, trainee pharmacists will view each question on screen and select the most appropriate answer from the options provided on screen.
- 2.6. A calculator is permitted in both Part 1 and Part 2 of the assessment. Trainee pharmacists may use their own calculator, provided it is a model specified by the GPhC (see 4.4), or use the onscreen calculator provided. In Part 2, the onscreen calculator will only display on questions that require a calculation.
- 2.7. For selected questions in Part 1 and Part 2 resources will be provided through the Surpass test platform PDF viewer.

## Text, background colour and zoom options

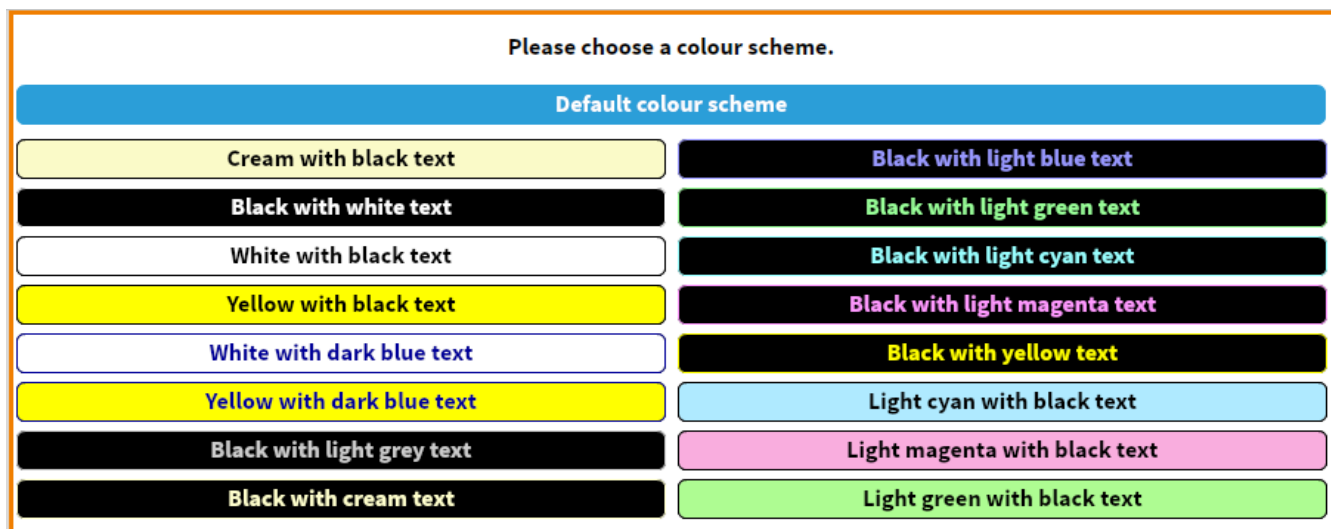
- 2.8. The question text and answer options are displayed in black on light grey and white backgrounds, using 18-point Tahoma typeface.
- 2.9. Trainee pharmacists can also zoom in, zoom out or reset zoom on the assessment interface using the keyboard's main keypad as specified below:

**Table 1: Assessment interface zoom function**



Functionality	Action	Description
Zoom In	Ctrl + +	Zooms in
Zoom Out	Ctrl + -	Zooms out
Reset Zoom	Ctrl + 0	Resets zoom to 100%

- 2.10. All trainee pharmacists can change the text and background colours to the following combinations:

**Figure 1: Text and background colour options**




## Additional reference information

- 2.11. Any additional reference information will usually be displayed on a white background. Font size will vary but will be a minimum of 10-point. Some reference information, for example photographs, will be displayed in colour.
- 2.12. Additional reference information containing text is typically presented as a PDF file. Trainee pharmacists can use the Surpass PDF viewer to view the PDF file in a side-by-side view alongside question content. Trainee pharmacists can zoom in (  ) to magnify content and zoom out (  ) of

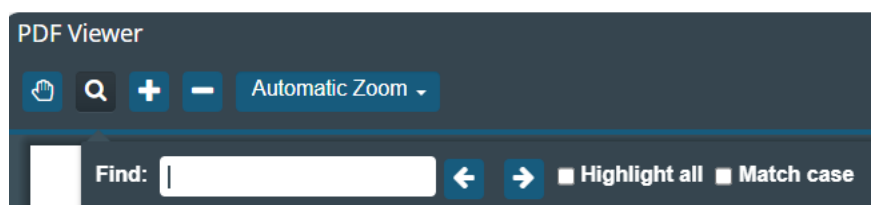
PDF files. Additional zoom options are available in the zoom drop-down as specified in the table below:


**Table 2: PDF viewer additional zoom options**

Setting	Description
Automatic Zoom	Sets zoom level automatically based on screen size
Actual Size	Sets zoom level to 100%
Page Fit	Sets zoom level to fit one full page on screen
Page Width	Sets zoom level so that the PDF file takes up the full width of the PDF viewer
50%	Sets zoom level to 50%
75%	Sets zoom level to 75%
100%	Sets zoom level to 100%
125%	Sets zoom level to 125%
150%	Sets zoom level to 150%
200%	Sets zoom level to 200%
300%	Sets zoom level to 300%
400%	Sets zoom level to 400%

Trainee pharmacists can search for specific text in the PDF file by selecting **find in document**. :

**Figure 2: PDF viewer find in document**



Selecting **find in document**  will open the find toolbar. Enter the text that is to be searched into the **Find** field. Text that matches the query is temporarily highlighted. This highlight disappears when the query is deleted.

- 2.13. One mark is awarded for each correct answer. No marks are deducted for incorrect answers or omissions.
- 2.14. The assessment is not essay-based, and the writing of long answers is not required.
- 2.15. Trainee pharmacists may use pen and paper for rough working during a sitting. These will be provided by test centre staff via Surpass. All writing materials must remain intact, clearly display the trainee pharmacist's number, and will be collected by invigilators at the end of each part of the assessment. Writing materials must not be removed from the test centre.

## Test centres

- 2.16. Test centre locations and availability may vary from sitting to sitting.
- 2.17. Trainee pharmacists are responsible for making their own travel arrangements to and from test centres.
- 2.18. Each test centre will typically have a main assessment room where most trainee pharmacists sit. A small number of test centres have sole occupancy rooms that may be available for trainee pharmacists who have been granted use of a sole occupancy room as a reasonable adjustment by the reasonable adjustments panel.
- 2.19. Trainee pharmacists must arrive in sufficient time to register for each part of the assessment, as instructed, before the scheduled start time.
- 2.20. Trainee pharmacists may enter the sitting late but are restricted by the late entry timings specified in the ***Common Registration Assessment Regulations for Sittings in 2026***. This is to avoid unnecessary disruption to other trainee pharmacists.
- 2.21. Trainee pharmacists are permitted to visit the toilet facilities as required during the sitting. Trainee pharmacists should raise their hand to draw the attention of an invigilator, who will escort them. A trainee pharmacist's assessment time will not be paused whilst visiting the toilet facilities.

## Equipment

- 2.22. During the assessment, trainee pharmacists may only have access to:
  - 2.22.1. IT equipment provided by the test centre.
  - 2.22.2. items included on the permitted items list, see section 4.
  - 2.22.3. calculator(s) model as specified by the GPhC, see 4.4.
  - 2.22.4. pen and paper provided by the test centre.
  - 2.22.5. items granted in advance by the reasonable adjustments panel through the reasonable adjustments process.

## 3. Reasonable adjustments for specific needs

- 3.1. Trainee pharmacists can apply for reasonable adjustments for specific needs.
- 3.2. Requests must be made in advance of the sitting, in the specified format, and by the specified date. More information can be found on the **[reasonable adjustment webpage](#)**.

## 4. Permitted Items List

In accordance with assessment regulation 4.5, only permitted items may be on the trainee pharmacists' person, accessible to them, or on, or within the vicinity of their workstation at any time during the assessment.

- 4.1 All equipment required to sit the assessment (such as a computer, desk, chair, earplugs, and paper and pen) will be provided by the test centre. Trainee pharmacists are responsible for bringing any permitted items they need from the approved list below.
- 4.2 **Only** the following items may be on the trainee pharmacist's person, accessible to them, or on, or within the vicinity of their workstation at any time during the assessment. Any other items must

be put with the trainee pharmacist's personal belongings stored away from their workstations as directed by test centre staff.

- Approved photographic ID
- Approved calculator(s)
- A single highlighter pen
- Ruler
- Glasses/spectacles with no case (no smart glasses are permitted)
- Water and non-fizzy drinks in a clear, transparent bottle
- Cough sweets
- Medication
- Tissues (unpackaged)
- Cushion (plain, single coloured covering)
- Eye drops and ointment

4.3 The only exceptions are items approved in advance by the reasonable adjustments panel through the reasonable adjustment process.

4.4 Trainee pharmacists can use the onscreen calculator or can opt to bring and use a physical calculator. A spare physical calculator is permitted. The following are the GPhC approved calculators that trainee pharmacists can use. No other calculators are permitted.

**Table 3: Approved calculators**

Model	
Aurora DT210	Casio MX-8S-WE* (also known as MX-8S)
Aurora HC133	Casio SL-300SV
Casio HS-8VA	Catiga CD-8185
Casio MX 8B-WE* / MX 8B*	Casio MS-80F
Lexibook C208	Casio SL-460L-W

*\* Please note these models are no longer available for purchase through the Casio UK & Ireland website. However, if you already have one of these models it is approved for use.*

4.5 All items will be inspected by an invigilator before the trainee pharmacist enters the assessment room and trainee pharmacists will be asked to remove items that are not approved/permitted.

