General Pharmaceutical Council

Sitting the June 2026 Common Registration Assessment

If you are sitting the assessment in June 2026, please ensure you read this guidance thoroughly as it outlines what to expect on the assessment day.

Please refer to the regulations for sittings in 2026 and make sure you understand what your responsibilities are as a trainee pharmacist.

Contents

Am I fit to sit? 1

What do I need to do to prepare myself for the assessment? 2

What do I need to have with me before I leave for the test centre? 2

What are the timings of the day? 2

When should I get to my test centre? 2

When can I leave the test room and when do I need to come back? 3

How do I register for the assessment at my test centre? 3

What identification must I bring? 3

Which calculators can I use? 3

What items are permitted at my workstation? 5

What happens during the assessment sitting? 5

Withdrawing from the assessment 7

Nullifying your assessment attempt 7

I'm a GPhC trainee. How and when will I receive my results? 8

How do I register as a GPhC trainee? 8

Am I fit to sit?

It is very important you only sit the assessment if you are fit to do so. Being 'fit to sit' means you are not aware of any reason why your performance would be adversely affected during the assessment. You may decide you are not fit to sit for a range of reasons, including, but not limited to:

- you are ill during the lead up to the assessment or on the day and have not been able to prepare adequately
- you have been unable to prepare adequately for the assessment because of pressures at work or caring responsibilities at home
- you did not apply for a reasonable adjustment, or your reasonable adjustment request was not granted, and you believe this could be a disadvantage to you.

If you do not think you are fit to sit the assessment, you should withdraw.

You can do this at any point before you start the assessment and sign the fit to sit confirmation on screen when sitting at your workstation in the test room on the day of the assessment.

If you stay at your workstation after you have declared yourself fit to sit, you can no longer withdraw from the assessment.

An illness or circumstance known to you on, or before, the day of an assessment cannot be used as grounds to request a nullification, or evidence for an appeal. You need to decide before you start the assessment whether you are fit to sit considering all factors known to you at that time.

For more information to help you decide if you are fit to sit, please read the **assessment web page.**

What do I need to do to prepare myself for the assessment?

To prepare yourself for the sitting, please familiarise yourself with the **example questions and learning points.** The order of questions will be randomised. In Part 2, questions will be randomised within each section and question sets in Section 2 will appear together.

Make sure you have familiarised yourself with the Surpass system functionality. We will not consider appeals based on a lack of knowledge of how to use the assessment system.

If you have a specific need or facility you require in your test centre, other than a reasonable adjustment, you must contact **regexam@pharmacyregulation.org** by **5pm** on **Thursday 28 May 2026**. We will work with Surpass to see if the request can be accommodated however, this cannot be guaranteed.

What do I need to have with me before I leave for the test centre?

You will need to take the following items with you to the test centre:

- GPhC approved calculator
- identification documents
- water, **which must be in a transparent bottle**

Please refer to the **permitted items list** for more information on what you may have access to during the assessment.

What are the timings of the day?

Part two is **2 hours 30 minutes** and will start at **2:15pm** for all trainees**.**

If you have been **granted extra time**, your **start and finish times may be different** from other trainees at your test centre.

Make sure you check your booking confirmation details in your Scheduler account (test centre booking portal) and your final email you receive.

Morning session – part one

9:00	Morning registration opens
9.30	Assessment room(s) opens
9.50	Pre-assessment announcements made
10.00	Part one starts
10.15	Last point latecomers can arrive
12.00	Part one ends.

Break for lunch

Afternoon session – part two

13.30	Afternoon registration opens
13.45	Assessment room(s) opens
14:05	Pre-assessment announcements made
14.15	Part two starts
14.30	Last point latecomers can arrive
16.45	Part two ends.

When should I get to my test centre?

Test centres will be open from 9:00am, one hour before the start of part one. You must **arrive at least 30 minutes before the start time** so you can register, put your belongings in the designated area and use the toilets if you need to.

Plan your journey to your test centre ahead of time. Please be aware that parking availability will vary across the test centres.

If you arrive at the test centre more than 15 minutes after the start time for the assessment, you will not be able to sit and you will be asked to leave the test centre.

Provided you arrive within 15 minutes of the official start time for part one, you will be given the full time to complete it. You will still be expected to start part two at the original scheduled time.

When can I leave the test room and when do I need to come back?

If you finish either part early, you are **not** allowed to leave the testing room within the last 30 minutes of the assessment time unless it's for an emergency or to use the toilet.

You will be given **a minimum of a one-hour break between part one and part two**.

Registration for part two can start 30-45 minutes before the assessment start time**. Check the time you need to return to register for part two with the invigilators**.

You are allowed to leave the test centre during the break, but you must make sure you return in good time for registration and identity checks.

Please note that not all test centres will have a waiting area.

If there is no suitable space, the test centre staff may give you the option to come back later to register.

How do I register for the assessment at my test centre?

As soon as you arrive, you will need to go to the registration desk, sign in and follow the registration process.

Make sure you sign in with the same signature as the one on the identity document you are using as this will be checked to confirm your identity.

The registration process and timings will vary at each test centre as they have different layouts, and numbers of trainees. The invigilators will guide you through the registration process.

What identification must I bring?

Identifications checks will be carried out before the assessment begins for both parts of the assessment. You will need to place your ID on your desk as an additional check will also take place during the assessment.

You must bring either a valid:

- **passport, or**
- **UK or European driving license photo-card** (either full or provisional).

Your first name and last name on your ID must match the names we have for you on our records.

No other form of identification will be accepted on the day of the assessment.

If you do not have any of these identification documents, you must **email regexam@pharmacyregulation.org** by **5pm** on **Thursday 28 May 2026.**

You must **check your ID documentation is signed and will be valid on the sitting date** before attending the assessment**.**

If you are wearing a head covering that covers your head or face, you may be asked to remove it temporarily so that staff can complete identity checks. Please let invigilators know if you would prefer a female invigilator and to be in a private area.

Which calculators can I use?

Calculators are permitted in both parts of the assessment.

You will need a GPhC approved calculator to complete the assessment. It is your responsibility to provide your own calculator and make sure that it is one of the **GPhC approved models.**

There are some models which are no longer available to buy but are still approved to use.

You are permitted to use the following approved calculators in the assessment:

1. **Aurora DT210**



2. **Aurora HC133**



3. **Casio SL-300SV**



4. **Casio HS-8VA**



5. **Casio MX-8S-WE* (also known as MX-8S*)**



6. **Casio MX 8B-WE*/ MX 8B***



7. **Catiga CD-8185**



8. **Casio MS-80F**

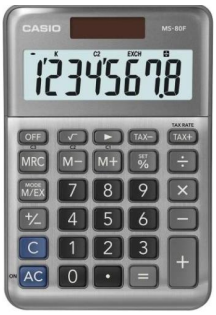

9. **Casio SL-460L-W**



10. **Lexibook C208**

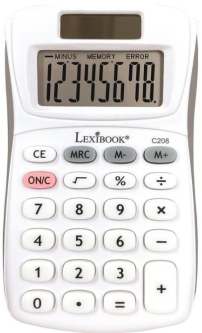

When you enter the test room, you must show the invigilator your approved calculator and spare you might want to use during the assessment. The invigilator will then check that they are an approved model.

Unapproved calculator models are not permitted at your workstation.

Spare physical calculators will not be available on the day, but you will have access to an on-screen calculator during part one.

If you do not bring the correct calculator with you, you have the option to either **withdraw from the assessment or use the on-screen calculator only.**

The lack of a calculator, or a malfunctioning calculator, cannot be used as grounds for nullification in accordance with **regulation 6.5 of the regulations for sittings in 2026**.

What items are permitted at my workstation?

Make sure you read the **permitted items list** so you are aware of all the items permitted at your workstation.

You will be given nine sheets of plain paper and a pen to use for any calculations and other notes you need to make during the assessment. The paper and pen will be collected by the invigilator at the end of each part; therefore, you must ensure you hand this in. You must write your trainee number on each sheet of paper you use. You may request additional sheets of paper during the assessment if necessary.

Surpass use standard pens in all test centres and if a pen runs out, you can ask the invigilator for another one.

Test centres will also provide noise cancelling headphones or earplugs if required.

If you do bring any items from the permitted items list, these will be inspected by invigilators when you arrive.

What happens before you enter the assessment room?

Once you have completed registration and stored your belongings in a safe place, you will need to wait until the invigilators instruct you to move into the assessment room. All trainees will have an allocated seat.

Please be aware invigilators will check that you don't have any unpermitted items on you before you enter the assessment room. Each centre will have their own standard procedures to follow to carry out these security checks, and some test centre may have more rigorous checks and protocols than others. You need to be prepared that invigilators may ask to see behind your ears, wrists, eyewear and pockets for electronic devices and notes.

Please make sure you:

- have no revision material with you
- don't have a mobile phone or other electronic devices with you
- have empty pockets
- are not wearing a hoodie or coat.

You must remain in exam conditions from this point and until you have left the assessment room.

It is important you do not start writing notes until the timer has started. If you do this, it could be considered misconduct.

What happens during the assessment sitting?

At the beginning of both parts of the assessment, you will be required to:

- read the terms and conditions
- confirm you have read all the information
- confirm you are fit to sit.

You must ensure you input the individual keycode provided to you and confirm your own details and declaration yourself. Invigilators will not be able to complete this on your behalf.

During the assessment you can use **the functions in the Surpass test system** to help you

answer the questions, such as the search, and the highlighter. **Use the example questions and the question guide to familiarise yourself with the system and the functions available to you**.

You should regularly check how much time you have remaining to complete the part you are sitting. You will be able to see a timer on your screen. If you do not complete the answers to all questions before the time is up, you will no longer be able to submit any further answers or make any changes.

Once you have reached the end of each part, please read the on-screen instructions, and listen to the invigilator carefully.

Please be mindful of other trainees who may still be sitting the assessment after you have finished, including those who have an additional time adjustment. You must leave the assessment room in silence and should remain in exam conditions until you have exited the assessment room and are far enough away that you won't disrupt others still completing the assessment.

A pop-up message will appear at the top of your computer screen 30, 15 and 5 minutes before the end of the assessment part, to remind you of the remaining time left.

What happens if I'm not fit to continue?

If your fit to sit status changes during either part of the assessment, you must make an informed decision if you are fit to continue.

You may decide you are not fit to continue for a range of reasons, including, but not limited to:

- you started to feel unwell after you declared yourself fit to sit and started the assessment
- you experienced a significant technical issue whilst sitting the assessment
- a significant incident occurred in the test centre which impacted your performance.

Invigilators cannot advise on or decide whether you are fit to continue. Invigilators are only there to invigilate the assessment and to support you with resolving any issues during the assessment.

If you feel at any point during the assessment your fit to sit status has changed and you can't continue, you must inform the invigilator immediately, so they can log the situation and complete an incident report form. You can then leave the test centre.

You must sit and meet the passing standard for **both parts** of the assessment to receive a pass mark.

How should I behave in relation to the assessment?

It is important you behave professionally and appropriately on assessment day, both in person and on social media, and that you consider the impact of your actions or comments on your fellow trainees. This will help to make sure the assessment runs smoothly and reduce anxiety for yourself and those around you.

We expect all trainees to be aware of, and follow our **guidance on demonstrating professionalism online**, including the importance of respecting each other and not subjecting others to bullying, harassment or discrimination.

Please note we will investigate any reports of trainees behaving unprofessionally, whether this occurred in person or on social media.

If an invigilator observes any unusual behaviour during the assessment, such as attempting to communicate with other trainees or looking at another trainee's screen, an invigilator may approach you during the assessment to remind you of the expected behaviours and remind you to remain in exam conditions. Any interruption from an invigilator is **not** grounds for any subsequent appeal. Invigilators will report any suspected misconduct back to the GPhC to investigate further.

What happens if you attempt to view the screens or notes of other trainees?

The spacing of workstations means that you may be able to see the screen or notes of other trainees if you look around. To avoid behaving in a way that could raise suspicions that you may be trying to see others' screens or notes, keep your eyes focussed on your screen and immediate surroundings only.

Our invigilators are fully trained to recognise suspicious behaviour and will intervene if necessary. Be aware that we **will investigate** and act on all reported cases, which may result in misconduct proceedings.

How are my answers saved and submitted?

The assessment content is preloaded on to your workstation computer before the assessment begins. This means it is not necessary to have an internet connection during the assessment.

Your submitted answers are saved on your workstation computer every few seconds throughout the assessment.

When you are prompted to submit your answers at the end of a part, this will upload your answers from your workstation to the Surpass system.

If you do not have an internet connection at this time and are unable to submit your answers at the end of your sitting, or you don't see a confirmation that this has taken place, do not worry - we can see this and make sure your answers are uploaded as soon as the connection returns.

We have robust system checks in place to make sure we receive all answers from all trainees in the Surpass system and that no results files are lost.

What should I do if I experience a technical or procedural issue during the sitting?

This is a computer-based assessment and there is a chance that you will experience minor technical issues during the assessment, but this should not significantly disadvantage you.

If you do experience any technical or procedural issues, **you must raise this with an invigilator immediately**.

The invigilator will firstly help you **resolve the issue** and then provide you with an **invigilator report number** to confirm that we will be made aware of the issue(s) you have experienced.

If an invigilator is unable to resolve the issue, they will contact the Surpass helpdesk who will resolve the matter. We will also be notified about the incident too.

Be prepared for invigilators to resolve technical issues by restarting the Surpass system on your computer, moving you to another workstation or changing your equipment. These types of scenarios are normal and to be expected in any computer-based assessment. Therefore, they are unlikely to be grounds for appeal, unless you have been particularly adversely affected.

We appreciate if an incident occurs it may be stressful. After the assessment, you can contact us if you have any follow up questions or concerns.

If you do feel that your performance may have been adversely affected by the issue and decide to request a nullification, **you must reference the report number provided by an invigilator** when you completed your incident report form. If you did not raise the incident with invigilators and receive an incident report number at the time the incident occurred, please contact the GPhC as soon as you can. You must not contact the test centre before or after assessment day.

Please read the section below, and our **withdrawals, nullification and appeal guide**.

Withdrawing from the assessment

You can withdraw from the assessment if you have applied to enter but did not attempt the

assessment and you do not go beyond the point at which you declare yourself fit to sit and start the assessment.

You do not need to formally notify us of your decision to withdraw. After the assessment, Surpass will provide us with a list of trainees who did not sit the assessment, which we will use to update our records.

You will not receive a registration assessment fee refund.

Nullifying your assessment attempt

If you attempt any part of the assessment and are taken ill, or an unexpected situation happens during the sitting that impacts your performance, you may consider requesting to nullify your attempt.

You must make the invigilator aware of any incidents that happen on the day. You will receive an incident report number which you must include in your nullification request. If you do not follow this process, it may impact the outcome of your request.

In addition to your incident report number, you would need to provide evidence to support your request such as medical evidence if you became ill during the sitting.

The nullification form will be available from 16 June 2026 on the **assessment sitting page**.

The deadline for submitting a nullification request for this sitting is **5pm on Thursday 18 June 2026**. We are not able to accept any requests made after the deadline.

We will tell you the outcome of your request before the results for the sitting are released.

If your nullification request is granted , your assessment answers will not be considered by the board. This means that you will not receive any results.

Your sitting will not count towards your three attempts to pass the assessment, and your assessment fee will **not be refunded**.

I'm a GPhC trainee pharmacist- how and when will I receive my results?

We will release your assessment results on the morning of **Tuesday 21 July 2026**, via myGPhC. You will receive a notification to check your myGPhC account via the communication preference you selected when you signed up to myGPhC.

We will not issue any hard copy results by posted letter, and we will not give or confirm results by phone or email under any circumstances, for information security reasons.

If you can't access or view your results on myGPhC, please contact us by 12pm on **0203 713 8000** or email **regexam@pharmacyregulation.org**.

If you receive an unsuccessful assessment result, there will be a guide available to advise you of your next steps.

We **do not** offer remarking of your assessment results.

Results and registration for Pharmaceutical Society NI trainees

For information about receiving your results and registration, please read the information on the **Pharmaceutical Society NI website**.

How do I register to become a Pharmacist with the GPhC?

If you are planning to join the GPhC register after you sit the June 2026 assessment, make sure you read the application guidance in **the *Registering as a pharmacist* section of the GPhC website.** There is also a step-by-step guide to help you complete your application using myGPhC.

To apply, you will need to:

- fill in an online application form using myGPhC
- provide legally certified copies of your identity and qualification documents as scanned digital and hard copy versions

- organise for a registered pharmacist (usually your supervisor) to countersign your application.

Make sure that your designated supervisor is aware they will need to access their myGPhC account. Once you have submitted your application to them, they will receive your countersigning request through their myGPhC account (they may not receive an e-mail notification depending on their communication preferences).

Your statutory education body (SEB) is responsible for notifying us that you have successfully completed foundation training. You will not be able to register until we have received this, as successful completion of the required training is part of the criteria for registration. Your SEB will be able to tell you when they will send this confirmation to us.

Important: We add entries to the register on the first and fifteenth of each month.

The earliest date you can join the register will be **1 August 2026**, provided you have met the criteria for registration. We must receive your completed and correct online application and hard copy supporting documents by **3 July 2026** for it to be possible for you to join the register on **1 August 2026.**

Whilst we will do our best to process applications promptly, **we cannot guarantee that you will be able to join the register on a given date.**

If for any reason your application to join the register is not successful, you will still be charged the application fee.

You will not be able to join the register if:

- you fail the assessment at this sitting
- your SEB has not confirmed you have completed training
- there is an issue with your fitness to practise.

Please take the above into consideration before you submit your application. See the **application guidance** for more information.

Do not practise as a pharmacist until you have received your GPhC registration number, and your name appears on the online register. Your first-year fee payment receipt is not proof of your registration. Practising as a pharmacist while not on the register is breaking the law and you can be prosecuted.

Help and support

We understand that the assessment period can be stressful. As well as your supervisor and your colleagues, there are organisations that can help you:

- The **British Pharmaceutical Students Association (BPSA)** supports foundation trainees and provisional registrants through their graduate office.
- **Pharmacist Support** is the pharmacist profession's independent charity. **Find out how they can help you on their dedicated registration assessment web page**.
- The **Royal Pharmaceutical Society** offers support for you during your training.
- **Health Education and Improvement Wales, NHS Education for Scotland**, and **NHS England** all provide resources and learning support for trainees.

See the **Useful sources of help and information** section at the end of the foundation training manual for more information about where to find support.