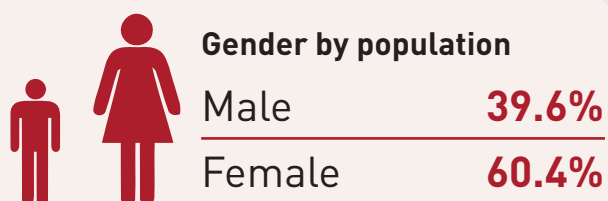
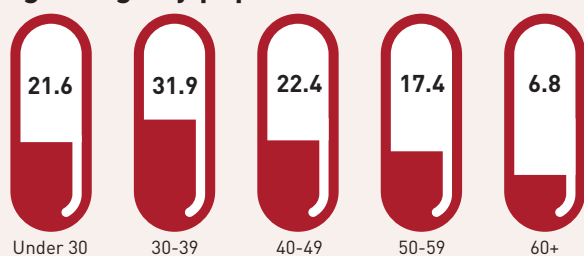


# Pharmacy professionals - Overview

## Pharmacists



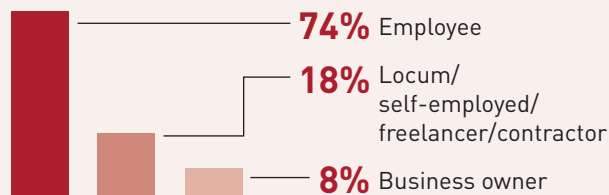
### Age range by population %



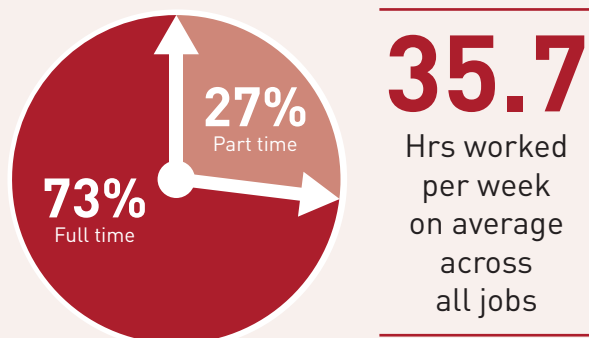
### Setting of main job %\*

Community.....	72
Hospital.....	23
Primary Care.....	6
Education .....	2
Pharmaceutical industry .....	3
Other .....	3

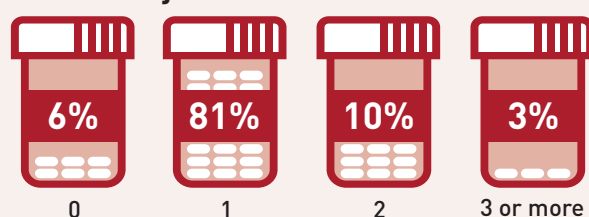
### Employment status\*



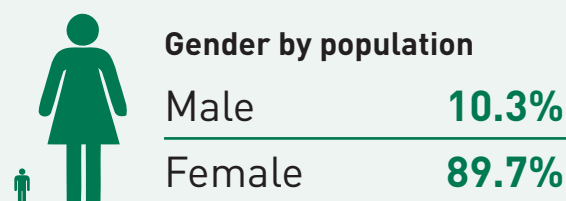
### Hours worked\*



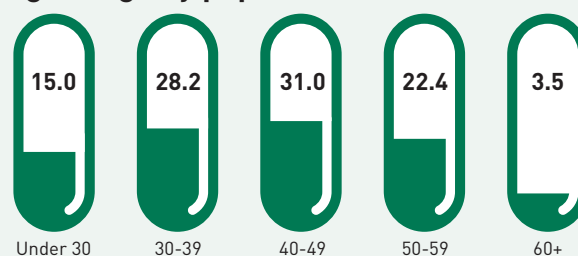
### Number of jobs



## Pharmacy technicians



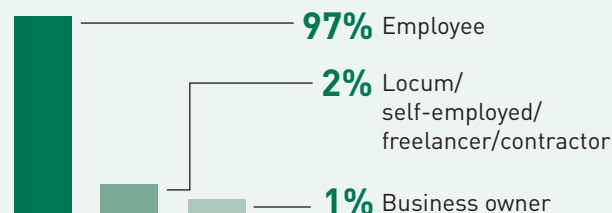
### Age range by population %



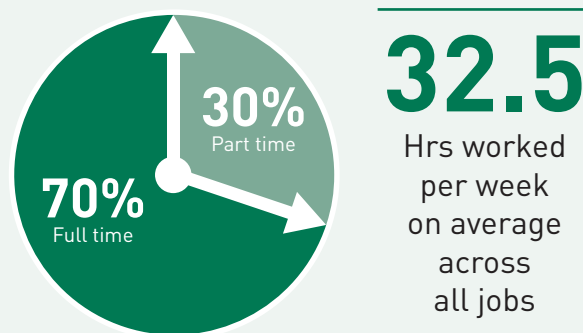
### Setting of main job %\*

Community.....	53
Hospital.....	39
Primary Care.....	6
Education .....	1
Pharmaceutical industry .....	1
Other .....	2

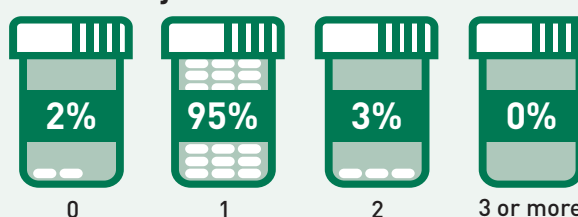
### Employment status\*



### Hours worked\*



### Number of jobs

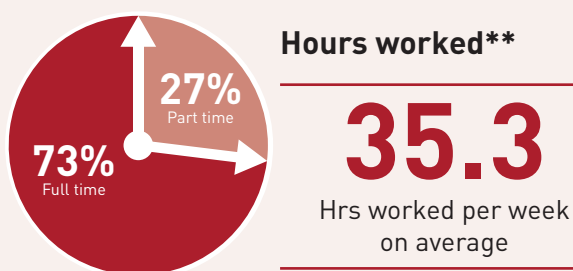
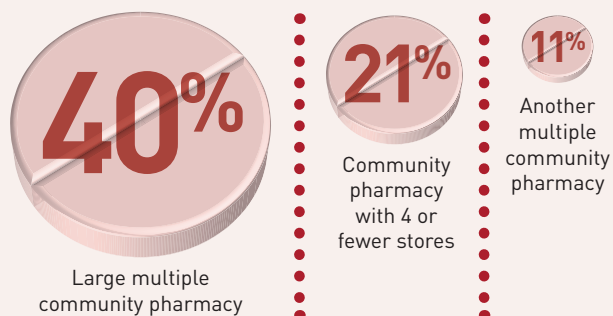


\*All respondents currently working in a paid pharmacy related job (main job)

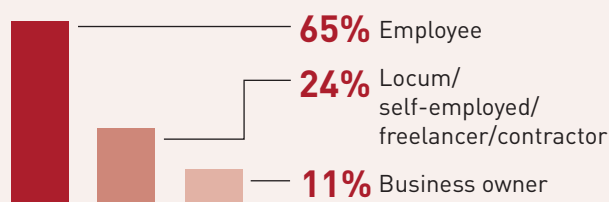
# Pharmacy professionals - Community

## Pharmacists

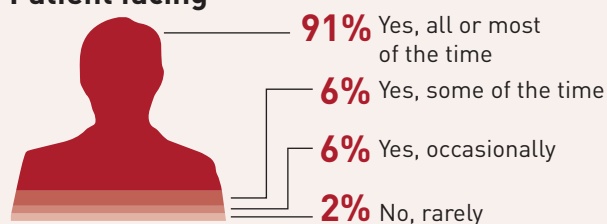
### Community settings worked in\*



### Employment status\*\*



### Patient facing\*\*



### Main responsibilities

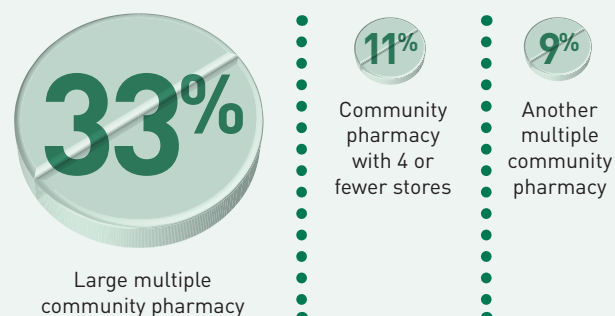
84% Providing advice and information to patients and carers  
84% Supplying medicines and medical devices  
35% Management of staff

### Appraisals in last 12 months\*\*

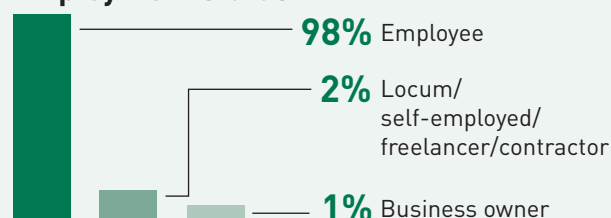


## Pharmacy technicians

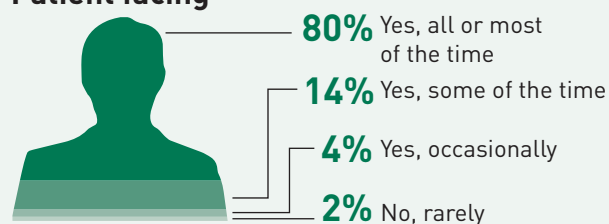
### Community settings worked in\*



### Employment status\*\*



### Patient facing\*\*



### Main responsibilities

82% Supplying medicines and medical devices  
68% Providing advice and information to patients and carers  
66% Routine tasks to manage pharmacy environment

### Appraisals in last 12 months\*\*

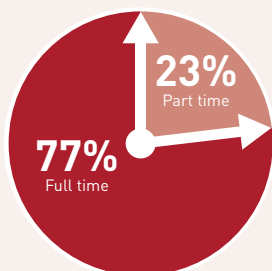


# Pharmacy professionals - Hospital

## Pharmacists



.....  
worked in  
hospital setting  
in main job\*  
.....

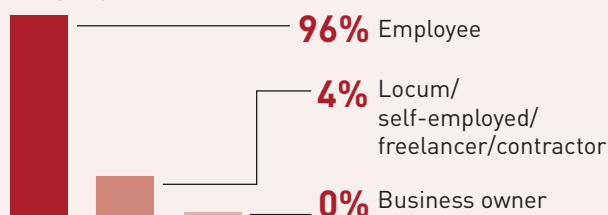


Hours worked\*\*

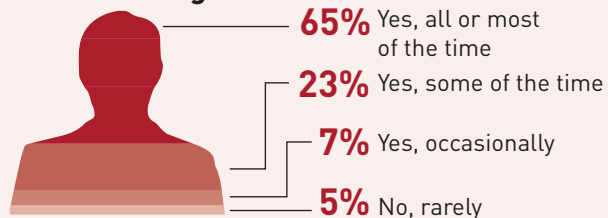
33.7

Hrs worked per week  
on average

Employment status\*\*



Patient facing\*\*



Main responsibilities

77% Providing advice and information to health professionals  
57% Providing advice and information to patients and carers  
41% Any other clinical work

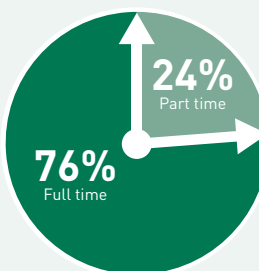
Appraisals in last 12 months\*\*



## Pharmacy technicians



.....  
worked in  
hospital setting  
in main job\*  
.....

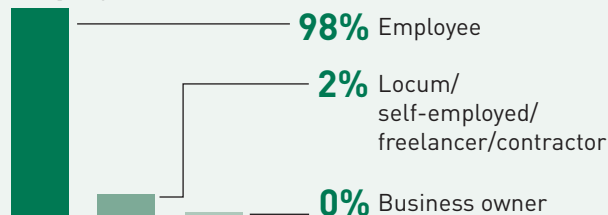


Hours worked\*\*

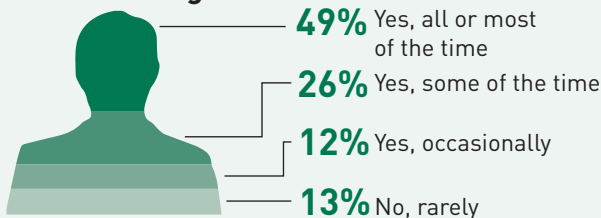
33.1

Hrs worked per week  
on average

Employment status\*\*



Patient facing\*\*



Main responsibilities

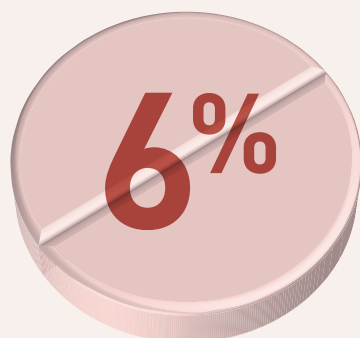
65% Supplying medicines and medical devices  
42% Providing advice and information to patients and carers  
32% Routine tasks to manage pharmacy environment

Appraisals in last 12 months\*\*

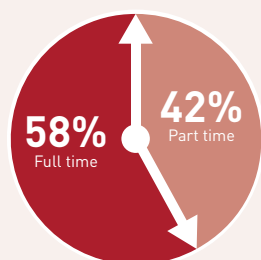


# Pharmacy professionals - Primary care

## Pharmacists



.....  
worked in  
primary care  
setting in  
main job\*  
.....




Hours worked\*\*

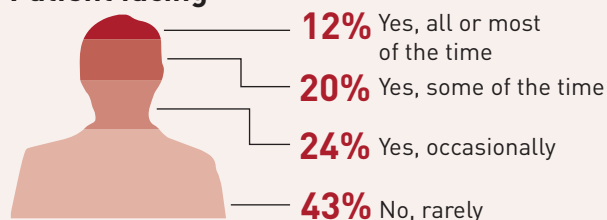
29.6

Hrs worked per week  
on average

### Employment status\*\*



### Patient facing\*\*



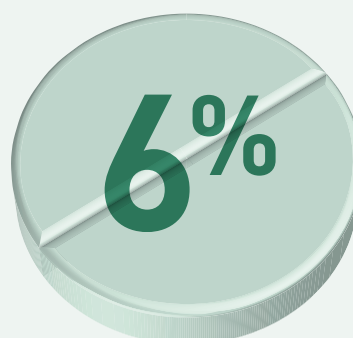
### Main responsibilities

74% Providing advice and information to health professionals  
45% Governance, policy, regulation & other administrative work  
32% Providing advice and information to patients and carers

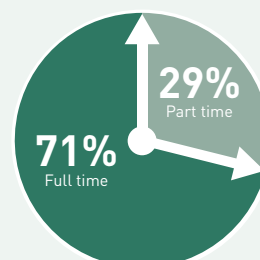
### Appraisals in last 12 months\*\*



## Pharmacy technicians



.....  
worked in  
primary care  
setting in  
main job\*  
.....

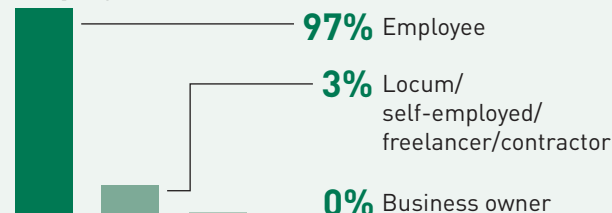


Hours worked\*\*

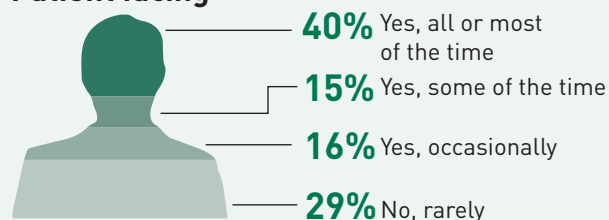
32.0

Hrs worked per week  
on average

### Employment status\*\*



### Patient facing\*\*

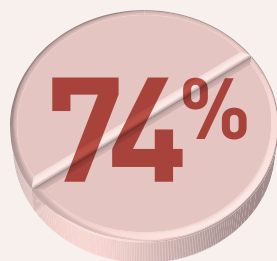


### Main responsibilities

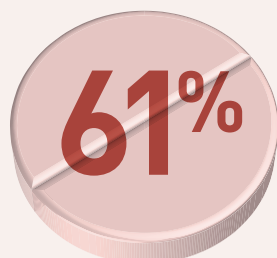
47% Providing advice and information to patients and carers  
47% Providing advice and information to health professionals  
30% Supplying medicines and medical devices

### Appraisals in last 12 months\*\*



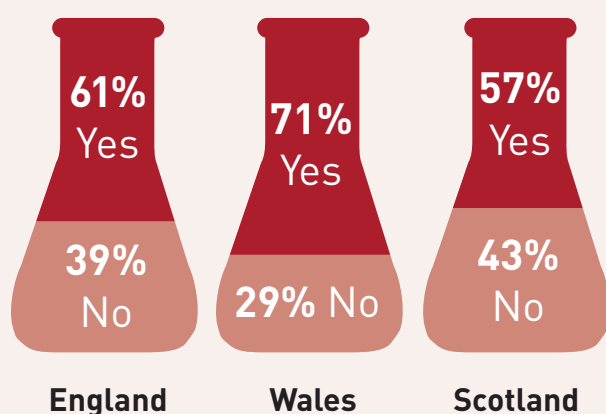


.....  
**had prescribed since annotation\***  
.....

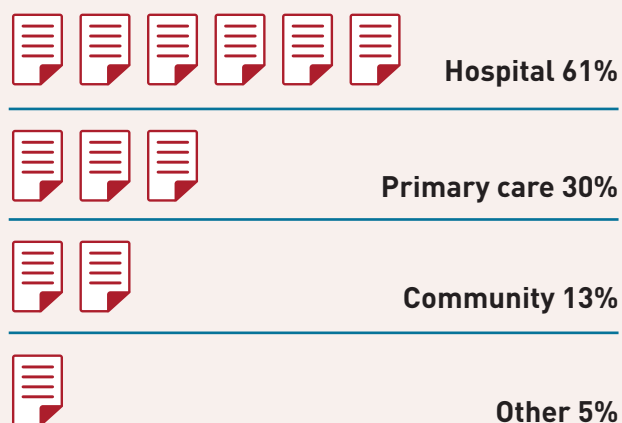


.....  
**had prescribed in last 12 months\***  
.....

## Prescribed in last 12 months\*



## Prescribing setting\*\*



## Patients prescribed to in a typical week\*\*

